




Transport


For traveling around Prague, you can use the city's public transportation system (MHD) including metro, trams, buses, and suburban trains. All the information regarding transportation, the latest updates, schedules, and travel regulations can be found on the website of [the Prague Public Transit Company \(DPP\)](#).

IDOS schedules

- When using any mode of transportation, every passenger is required to have a valid and properly validated ticket.
- You can purchase a ticket using vending machines (at metro stations and at some public transportation stops), at DPP information centers or newsstands, or via a text message from a Czech phone number.
- If you travel around Prague regularly and frequently, it's worth purchasing a long-term pass (known as "Lítačka"). www.pidlitacka.cz
- Ticket inspectors check for valid tickets in public transport and metro stations. They are required to identify themselves and show their service ID. You, in turn, must present a valid ticket.

Don't forget to validate your ticket at the yellow terminals located at metro entrances, as well as on trams, buses, and trains. Without validation, the ticket is not valid.

 If you don't have a valid ticket, you risk a fine of 1,500 CZK, or 1,000 CZK if you pay on the spot.




Parking in Prague

Paid parking zones are gradually introduced in Prague. Different colors indicate who can park at the particular location and for how long:

- **Blue zones** are intended for residents with long-term parking permits.
- **Purple zones** are for unlimited parking by residents with long-term parking permits. Visitors can park here for a maximum of 24 hours, but only after paying at a parking meter or through a [web app](#).
- **Orange zones** are designated for short-term parking (max. 3 hours) for visitors. Payment is also made via parking meters or through the Online Parking Machine web app.
- **Green zones** mean parking spots marked as P+R (Park and Ride), B+R (Bike and Ride), and K+R (Kiss and Ride). Some metro and train stations have catchment car parks, where you can leave your car or bike and then use public transportation to travel around Prague. K+R are places for short stops (max. 5 min).

For more information on where the zones are located, visit the websites of the municipal authorities or parking.praha.eu.

 You can obtain a parking permit for your vehicle at the local municipal office, where you have registered permanent residence, for a fee.

Driver's License

If you are a citizen of a non-EU country and have a residence permit in the Czech Republic valid for less than one year, you can use an international driver's license in the Czech Republic. If you have been granted permanent or temporary residence for more than one year, you must apply for a Czech driver's license within 3 months. [More details](#).

Driving licences in Prague are issued by the Driver Register of the Department of Transport Administration of the Prague City Hall.



Spolufinancováno
Evropskou unií



MINISTERSTVO VNITRA
ČESKÉ REPUBLIKY



INTEGRAČNÍ
CENTRUM
PRAHA

